

TOMEI Camshaft Spec Card

PART NAME **PROCAM** ENGINE **4G63 EVO 1-8 SOLID**

PART NUMBER IN 1-3 : 1459270115 4-8 : 1456270115 EX 1-3 : 1460270115 4-6 : 1457270115 7-8 : 1458270115

GRIND	IN	270° / 11.50mm	-	BACE	IN	Φ 30.0	ROCKER ARM RATIO*	-	VALVE CLEARANCE WHEN COLD	IN	0.12
	EX	270° / 11.50mm	-		EX	Φ 30.0		EX		0.14	

LIFT	IN	@CAM 6.75mm	@VALVE 11.50mm	LOBE CENTER(°)	IN	110.0
	EX	@CAM 6.75mm	@VALVE 11.50mm		EX	115.0

* ALL LIFTS ARE BASED ON ZERO LASH AND THORETICAL ROCKER ARM RATIOS

CAM TIMING		OPENS(°)	CLOSES(°)	Actual Duration @ Opening(°)	
Actual Duration Valve Lift	IN	BTDC 30.0	ABDC 60.0	270.0	
	EX	BBDC 65.0	ATDC 25.0	270.0	

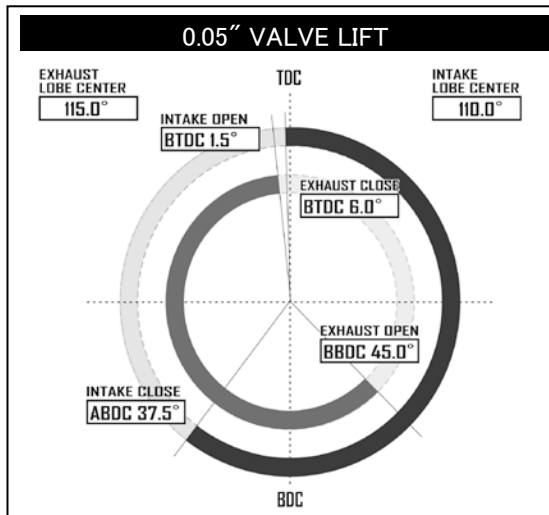
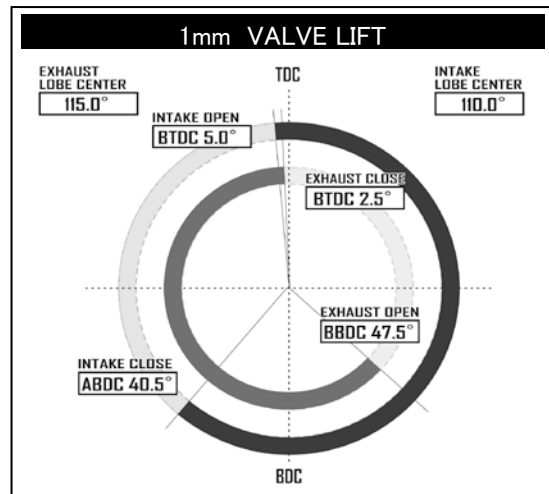
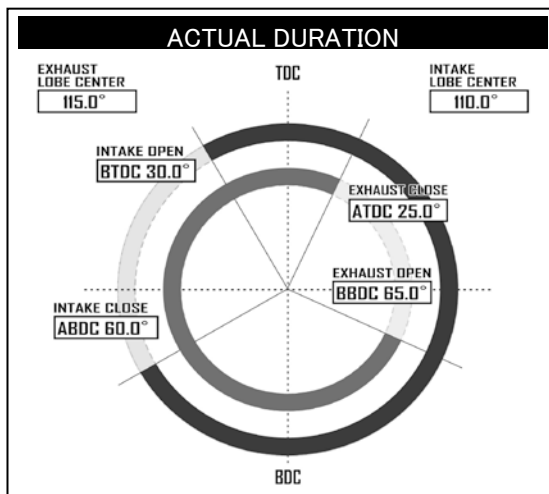
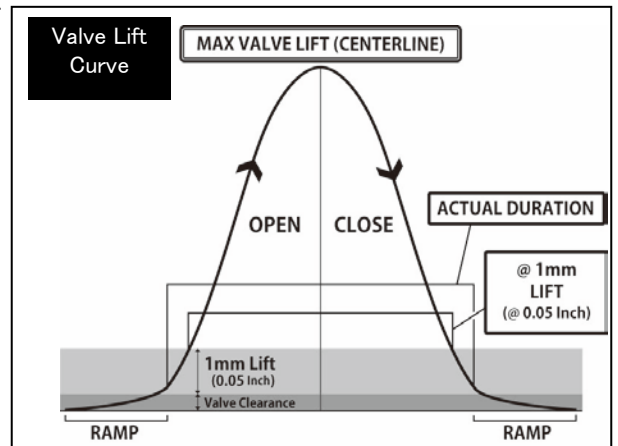
Values shown are, from start to the end of actual duration. (Excluding the ramp values)

CAM TIMING		OPENS(°)	CLOSES(°)	TOTAL DURATION(°)	
at 1mm Valve Lift	IN	BTDC 5.0	ABDC 40.5	225.5	
	EX	BBDC 47.5	BTDC 2.5	225.0	

Values are of actual duration from start to end of 1mm value points. (Excluding ramp values)

CAM TIMING		OPENS(°)	CLOSES(°)	TOTAL DURATION(°)	
at 0.05" Valve Lift	IN	BTDC 1.5	ABDC 37.5	219.0	
	EX	BBDC 45.0	BTDC 6.0	219.0	

Values are of actual duration from start to end of 0.05" value points. (Excluding ramp values)



REQUIRED VALVE SPRING SPEC	
NOMAL HEIGHT	50.8mm
SET LENGTH	39.6mm
LIFT LENGTH	28.1mm
COMPRESSED HEIGHT	27.1mm
SET LOAD	33.6kgf ± 5%
LIFT LOAD	81.7kgf ± 6%
TOMEI PART NUMBER	163034

REQUIRED PARTS	
PRODUCT NAME	TOMEI PART NUMBER
SOLID PIVOT	163039