

TOMEI Camshaft Spec Card

PART NAME **PROCAM** ENGINE **4G63 EVO 9 SOLID**

PART NUMBER SET IN 146A270115 EX 146B270115

GRIND	IN	270° / 11.50mm	-	BACE	IN	Φ 30.0	ROCKER ARM RATIO*	-	VALVE CLEARANCE	IN	0.12
	EX	270° / 11.50mm	-		CIRCLE(Φ)	EX				Φ 30.0	WHEN COLD

LIFT	IN	@CAM 6.75mm	@VALVE 11.50mm	LOBE	IN	130.0
	EX	@CAM 6.75mm	@VALVE 11.50mm		CENTER(°)	EX

* ALL LIFTS ARE BASED ON ZERO LASH AND THORETICAL ROCKER ARM RATIOS

CAM TIMING		OPENS(°)	CLOSES(°)	Actual Duration @ Opening(°)
Actual Duration	IN	TDC	ABDC 90.0	270.0
Valve Lift	EX	BTDC 70.0	ATDC 20.0	270.0

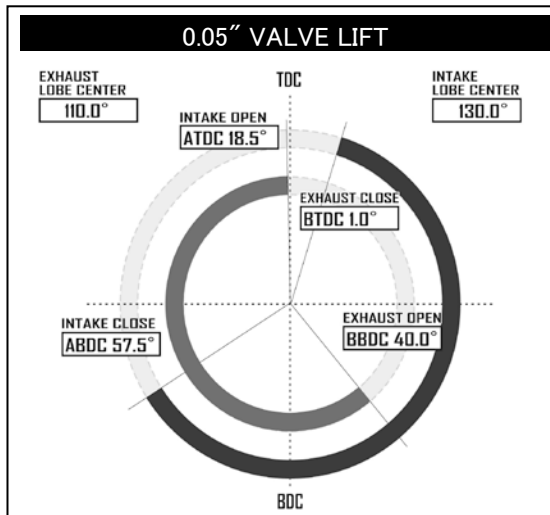
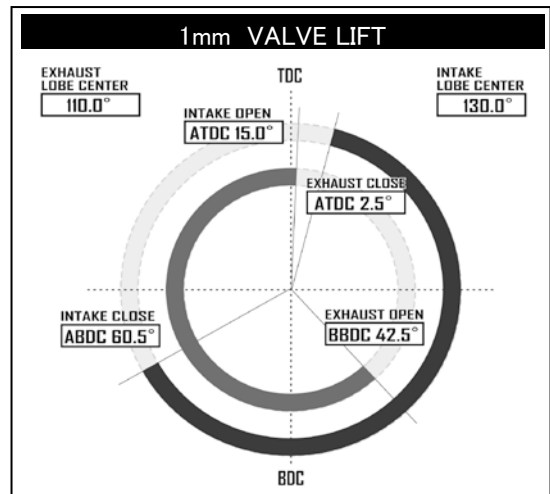
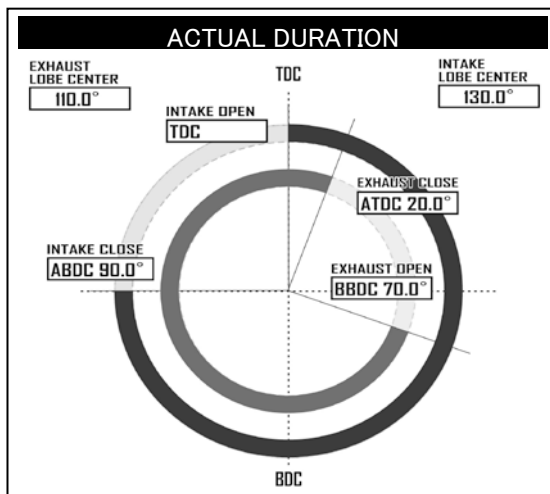
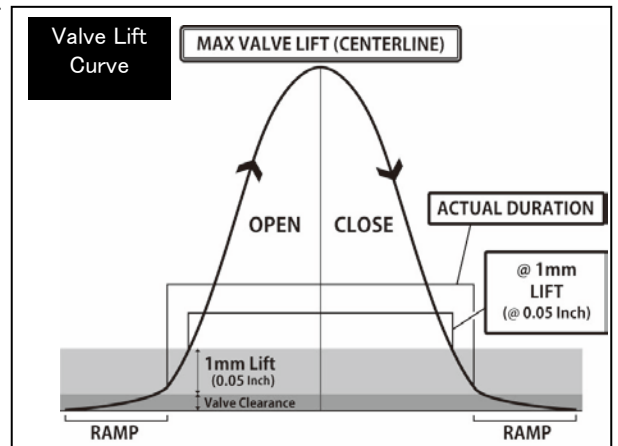
Values shown are, from start to the end of actual duration. (Excluding the ramp values)

CAM TIMING		OPENS(°)	CLOSES(°)	TOTAL DURATION(°)
at 1mm	IN	ATDC 15.0	ABDC 60.5	225.5
Valve Lift	EX	BBDC 42.5	ATDC 2.5	225.0

Values are of actual duration from start to end of 1mm value points. (Excluding ramp values)

CAM TIMING		OPENS(°)	CLOSES(°)	TOTAL DURATION(°)
at 0.05"	IN	ATDC 18.5	ABDC 57.5	219.0
Valve Lift	EX	BBDC 40.0	BTDC 1.0	219.0

Values are of actual duration from start to end of 0.05" value points. (Excluding ramp values)



REQUIRED VALVE SPRING SPEC	
NOMAL HEIGHT	50.8mm
SET LENGTH	39.6mm
LIFT LENGTH	28.1mm
COMPRESSED HEIGHT	27.1mm
SET LOAD	33.6kgf ± 5%
LIFT LOAD	81.7kgf ± 6%
TOMEI PART NUMBER	163034

REQUIRED PARTS	
PRODUCT NAME	TOMEI PART NUMBER
SOLID PIVOT	163039