

# TOMEI Camshaft Spec Card

PART NAME	PROCAM			ENGINE	RB26DETT BNR34		
-----------	--------	--	--	--------	----------------	--	--

PART NUMBER	SET	-	IN	1421270102	EX	1426270102
-------------	-----	---	----	------------	----	------------

※BNR32/BCNR33/BNR34 compatible

GRIND	IN	270° / 10.25mm	SOLID	BACE	IN	Φ 30.0	ROCKER ARM RATIO*	VALVE CLEARANCE	IN	0.45
	EX	270° / 10.25mm	SOLID		CIRCLE(Φ)	EX			Φ 30.0	-

LIFT	IN	@CAM 10.25mm	@VALVE 9.80mm	LOBE	IN	110.0
	EX	@CAM 10.25mm	@VALVE 9.87mm		CENTER(°)	EX

\* ALL LIFTS ARE BASED ON ZERO LASH AND THORETICAL ROCKER ARM RATIOS

CAM TIMING		OPENS(°)		CLOSES(°)		Actual Duration @ Opening(°)
Actual Duration	IN	BTDC	24.0	ABDC	68.0	
Valve Lift	EX	BBDC	73.0	ATDC	19.0	272.0

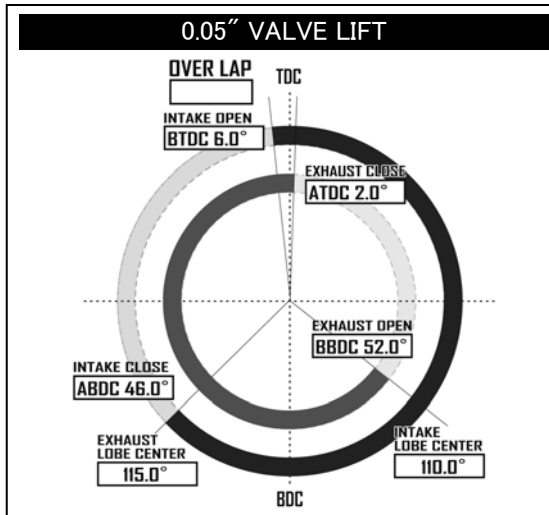
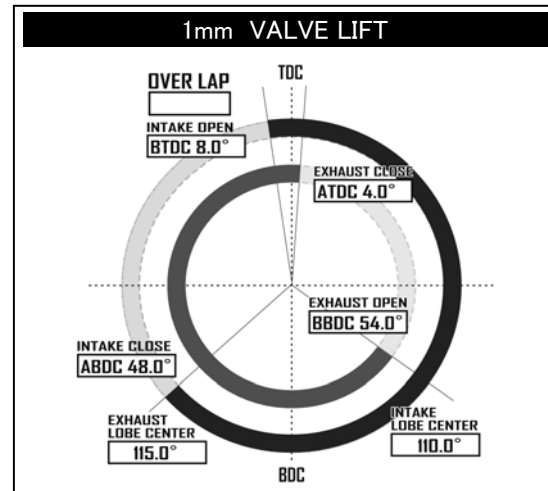
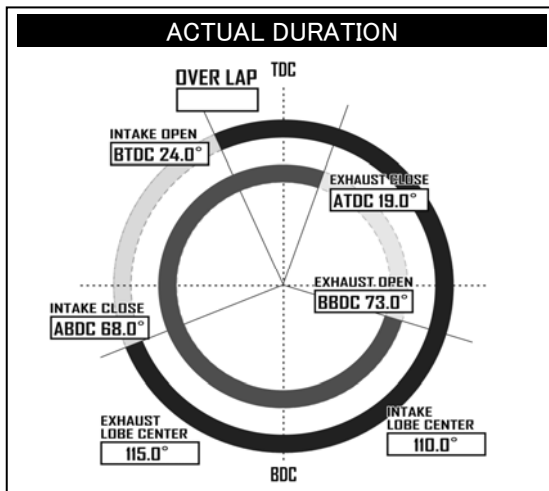
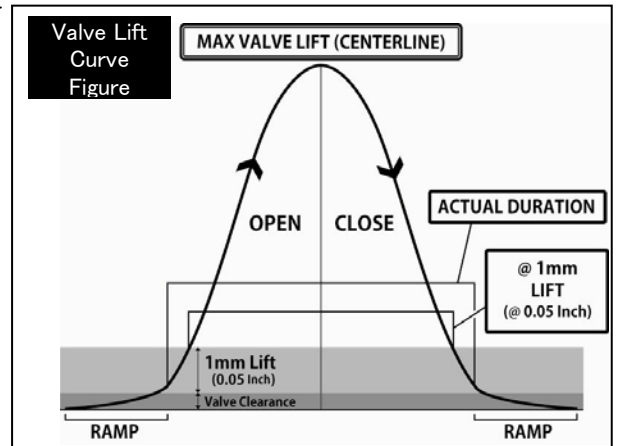
Values shown are, from start to the end of actual duration. (Excluding the ramp values)

CAM TIMING		OPENS(°)		CLOSES(°)		TOTAL DURATION(°)
at 1mm	IN	BTDC	8.0	ABDC	48.0	
Valve Lift	EX	BBDC	54.0	ATDC	4.0	238.0

Values are of actual duration from start to end of 1mm value points. (Excluding ramp values)

CAM TIMING		OPENS(°)		CLOSES(°)		TOTAL DURATION(°)
at 0.05"	IN	BTDC	6.0	ABDC	46.0	
Valve Lift	EX	BBDC	52.0	ATDC	2.0	234.0

Values are of actual duration from start to end of 0.05" value points. (Excluding ramp values)



REQUIRED VALVE SPRING SPEC	
NOMAL HEIGHT (mm)	44.0
SET LENGTH (mm)	37.7
LIFT LENGTH (mm)	27.2
COMPRESSED HEIGHT(mm)	26.1
SET LOAD (kgf)	24.0 ± 7%
LIFT LOAD (kgf)	77.2 ± 7%
TOMEI PART NUMBER	173001

REQUIRED PARTS	
PRODUCT NAME	TOMEI PART NUMBER
VALVE LIFTER	163005
ADJUSTABLE CAM PULLEYS IN	152009
ADJUSTABLE CAM PULLEYS EX	152010