

TOMEI Camshaft Spec Card

PART NAME **PROCAM** ENGINE **RB26DETT BNR34**

PART NUMBER SET - IN※ 1421280108 EX 1426280108

※BNR32/BCNR33/BNR34 compatible

GRIND	IN	280° / 10.80mm	SOLID	FACE	IN	Φ 30.0	ROCKER ARM RATIO*	VALVE CLEARANCE IN	0.45
	EX	280° / 10.80mm	SOLID		CIRCLE(Φ)	EX			Φ 30.0

LIFT	IN	@CAM 10.80mm	@VALVE 10.35mm	LOBE CENTER(°)	IN	110.0
	EX	@CAM 10.80mm	@VALVE 10.42mm		EX	115.0

* ALL LIFTS ARE BASED ON ZERO LASH AND THORETICAL ROCKER ARM RATIOS

CAM TIMING		OPENS(°)		CLOSES(°)		Actual Duration @ Opening(°)
Actual Duration	IN	BTDC	30.0	ABDC	70.0	280.0
Valve Lift	EX	BBDC	75.0	ATDC	25.0	280.0

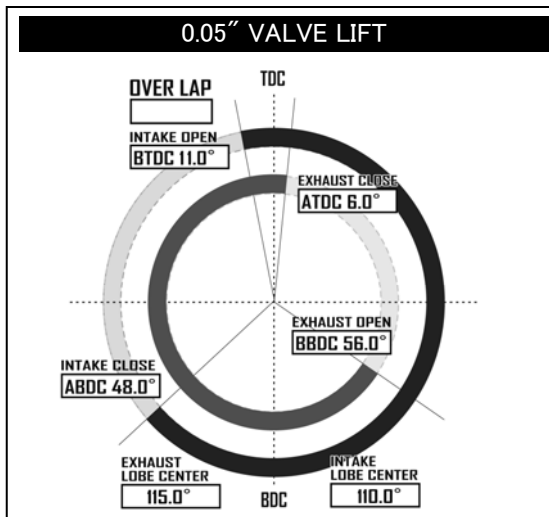
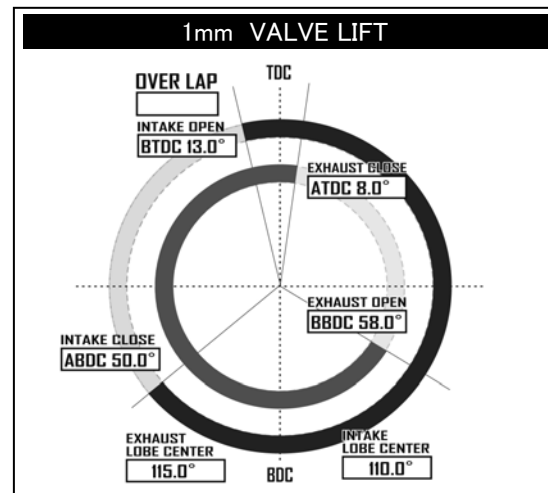
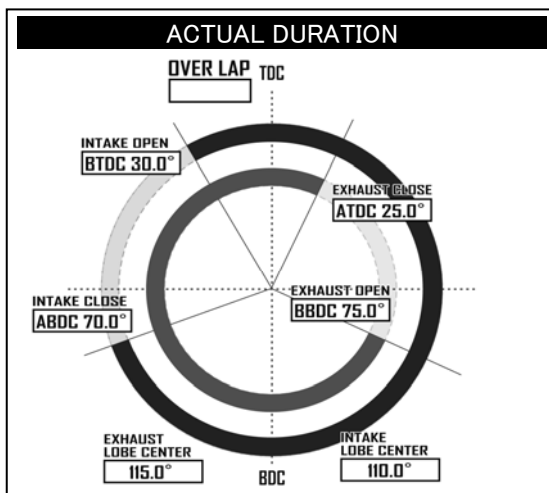
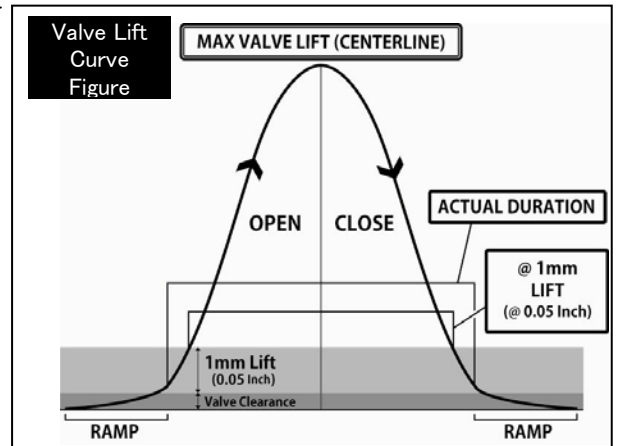
Values shown are, from start to the end of actual duration. (Excluding the ramp values)

CAM TIMING		OPENS(°)		CLOSES(°)		TOTAL DURATION(°)
at 1mm	IN	BTDC	13.0	ABDC	50.0	243.0
Valve Lift	EX	BBDC	58.0	ATDC	8.0	246.0

Values are of actual duration from start to end of 1mm value points. (Excluding ramp values)

CAM TIMING		OPENS(°)		CLOSES(°)		TOTAL DURATION(°)
at 0.05"	IN	BTDC	11.0	ABDC	48.0	239.0
Valve Lift	EX	BBDC	56.0	ATDC	6.0	242.0

Values are of actual duration from start to end of 0.05" value points. (Excluding ramp values)



REQUIRED VALVE SPRING SPEC	
NOMAL HEIGHT (mm)	45.0
SET LENGTH (mm)	40.2
LIFT LENGTH (mm)	29.0
COMPRESSED HEIGHT(mm)	28.0
SET LOAD (kgf)	24.0 ± 7%
LIFT LOAD (kgf)	97.8 ± 7%
TOMEI PART NUMBER	173002

REQUIRED PARTS	
PRODUCT NAME	TOMEI PART NUMBER
VALVE LIFTER	163005
MODIFICATION FOR BIGGER CAM	31101010
ADJUSTABLE CAM PULLEYS IN	152009
ADJUSTABLE CAM PULLEYS EX	152010
VALVE RECESSION 4VALVES	32109040